

Call - 630
FAP-17



35

INTERIM REPORT ANNEX C

NATURE AND EXTENT OF NGO'S
PARTICIPATION IN FISHERIES
RESOURCE DEVELOPMENT IN
BANGLADESH

BN-508
A-630(2)



FAP 17
FISHERIES STUDIES
AND PILOT PROJECT

JULY 1993

Prepared for the Government of Bangladesh

INTERIM REPORT ANNEX C

**NATURE AND EXTENT OF NGO'S
PARTICIPATION IN FISHERIES
RESOURCE DEVELOPMENT IN
BANGLADESH**



**FAP 17
FISHERIES STUDIES
AND PILOT PROJECT**

JULY 1993

Prepared for the Government of Bangladesh

Contents

1	INTRODUCTION	page 1
2	APPROACH AND METHODS	page 3
3	RESULTS AND DISCUSSION	page 4
4	DOCUMENTS CONSULTED DURING THIS SURVEY	page 17
	APPENDIX 1	page 19
	APPENDIX 2	page 26
	APPENDIX 3	page 28
	APPENDIX 4	page 30

ACRONYMS

ADAB	Association of Development Agencies in Bangladesh
BRAC	Bangladesh Rural Advancement Committee
BS	Banchte Shekha
CIRDAP	Center on Integrated Rural Development for Asia and Pacific
CARE	Center for American Relief Everywhere
EPI	Expanded Programme for Immunization
GKK	Gono Kallayan Kendra
GAT	Ghandni Ashram Trust
GUP	Gono Unnayan Prochesta
HEED	Health Education and Economic Development
IVS	International Volunteer Services
ICLARM	International Center for Living Aquatic Research Management
JC	Jagorani Chakra
JTS	Jatio Tarun Shangha
MCC	Mennonite Central Committee
NGO	Non-Government Organization
PROSHIKA	Proshika Manobik Unnayan Kendra
PUK	Palli Unnayan Kendra
RDRS	Rangpur Dinajpur Rural Services
SC	Save the Children (USA)
SMUK	Seva Manobik Unnayan Kendra
TGA	Target Group Approach
TG	Target Group
TMSS	Thengamara Mohila Sabuj Shangha
USHA	Unit for Social and Health Advancement
US	Unnayan Shangstha
VPKA	Voluntary Paribar Kallayan Association



1 INTRODUCTION

1.1 The emergence of non-government organizations (NGO) in the development of Bangladesh has been a gradual process. Starting with relief operations during the post-liberation period in 1971, they later switched to longer term development work. Their approach is distinctive and they have become an indispensable adjunct to the public sector.

1.2 Private agencies (NGOs) have important advantages over government agencies in their ability to work creatively with the rural poor. Their bureaucratic structure is often less rigid and more able to respond quickly and creatively to the opportunities that arise to help the poor. Moreover, since they are not dependent upon local political elites, they can target their resources with considerably more efficiency than the government agencies. Perhaps their greatest strength lies with their ability to work intensively and directly with villagers, a capacity rarely demonstrated by the government agencies (Sultan, 1991). The government, on the other hand, has much greater reach than any NGO and, when it is successful in mobilizing the resources at its command, can have a considerable impact on the welfare in poor communities and development of rural resources.

Scope and Objective of the Study

1.3 FAP 17's study of the approaches used by NGOs in Bangladesh for the extension and development of aquaculture aims at assisting in the planning of measures to mitigate the negative affects of flood control on fisheries. It is clear that the control or restriction of free flooding has inevitable negative affects on many important fish resources and on the fisheries they sustain. Improving the productivity of existing fish ponds and encouraging the development of new ones is perceived to be an important means of replacing some of this lost fisheries production. The replacement of even a part of this lost fisheries production would require an enormous increase in the extent and productivity of aquaculture activities in rural areas which would be beyond the possibilities of government extension services alone. The extensive network of NGOs in the country, some of whom already have experience in promoting aquaculture, could provide an important mechanism for improving the effectiveness of flood control mitigation through aquaculture development.

1.4 The scale of the development required for aquaculture to offset potential fisheries losses from FAP is one problem. The distribution of benefits from such developments is another. The reduction of open-water fisheries may have a disproportionately negative

impact on the poorer sections of the rural community, particularly the landless, who rely on fishing in flooded areas as a source of food and supplementary income at a time of the year when little else is available. The fishing communities who would suffer most clearly from a reduction of open-water resources also tend to be landless. By contrast, aquaculture is an activity which utilises land resources and has generally tended to benefit landowners most. Many NGOs in Bangladesh have been attempting to develop models of aquaculture development and extension which would enable the poor and the landless to participate more fully.

1.5 The FAP 17 study of target group approaches to aquaculture development is therefore looking at several different aspects of aquaculture development. First of all, the study aims to understand the extent and range of past experience of NGOs countrywide in promoting aquaculture. This is looked at in the current report.

1.6 There are some 13,000 local, national and international NGOs, of which 600 have undertaken development activities in Bangladesh. Many of them have promoted fisheries for the benefit of the resource poor, particularly the landless, marginal and small farmers. Some of the approaches followed in different NGO fisheries programmes have been investigated and compared (Zakaria, 1985), but there have been no major studies on the extent of NGOs participation in the fisheries resource development. Nor has there been an extensive study of the comparative merits of alternative approaches. In accordance with the TOR for FAP 17, and in view of the above, a baseline study was therefore undertaken with the following objectives:

- to describe the range and extent of NGOs participation in the fisheries sector;
- to identify the approaches followed by NGOs with particular reference to the promotion of aquaculture through target groups;
- to identify a list of NGOs to be included in a more detailed study aimed at identifying effective Target Group Approaches for aquaculture.

1.7 Aquaculture development activities by NGOs have generally taken of the form of the promotion of group participation and management of aquaculture activities. Aquaculture has often constituted just one of a range of income-generating activities taken up by organised groups of poor people. The effectiveness of these group approaches is also being assessed by looking in detail at a limited sample of NGOs and investigating the problems and possibilities offered by their respective methods. This will be contained in a later report entitled efficiency and effectivity of target group approach of NGOs for the development of pond fisheries.

9

1.8 Using data on pond culture from the village-level studies being carried out by FAP 17, the range of factors influencing rural people's choices and decisions regarding aquaculture will also be investigated. The location of the FAP 17 target villages inside and outside flood control schemes will enable the assessment of impacts of flood control on aquaculture activities. A report on this entitled impact of FCDI on pond fisheries in four regions of Bangladesh will be issued near the end of the project period.

1.9 Late responses from some NGOs taking part in the survey led to some delays in preparing this draft which was originally scheduled to be issued in March, 1993. The results of the more detailed study of the development approaches used by NGOs in fisheries development will be ready by the end of September, 1993.

2 APPROACH AND METHODS

2.1 This report contains a description of the methods used in carrying out the baseline survey of NGOs in Bangladesh involved in fisheries development activities and the results of the survey.

2.2 The sample frame for the survey study was a list produced by the ADAB of 107 NGOs involved in the development of fisheries. While this list was not exhaustive, since it covered only those qualified to be members of ADAB, nearly all the more important NGOs were included. These agencies were categorized as 'locals', those working within a limited geographic area within Bangladesh; 'national', those working throughout Bangladesh; and 'international', those working in Bangladesh and other countries and managed by foreign personnel. A list of those NGOs working in fisheries is given in Appendix 1.

2.3 The criteria for the inclusion of NGO's in the study were devised on the basis of consultation with IVS-ADAB personnel working in the fisheries sector, and with ICLARM, an international research centre specialising in aquatic resource management. These were:

- Length of involvement in fisheries;
- Type of beneficiaries;
- Linkage-coordination with ADAB;
- Primarily involved with pond aquaculture.



2.4 Twenty one NGOs were selected for study. The sample represents 20 percent of the total NGOs working within the fisheries sector in Bangladesh. Each organisation completed a simple structured and semi-structured questionnaire. This is presented in Appendix 2.

3 RESULTS AND DISCUSSION

Growth of NGOs

3.1 The emergence and growth of NGO's in Bangladesh is a post liberation phenomenon. The international private organizations like CORR-Caritas, CARE, RDRS started in Bangladesh in response to the devastation of the war. The local NGOs emerged through the patronage and support of the international NGO's and donor agencies. Eighteen of 21 NGO's included in the study started work after liberation, most during the period 1976 to 1980.

3.2 These agencies have a good geographical spread as shown in Table 3.1 and Figure 3.1. As the national and international agencies tend to work in at least two and, more usually, all four regions, the number of NGOs operational exceeds the number in the sample. Appendix 3 gives the breakdown.

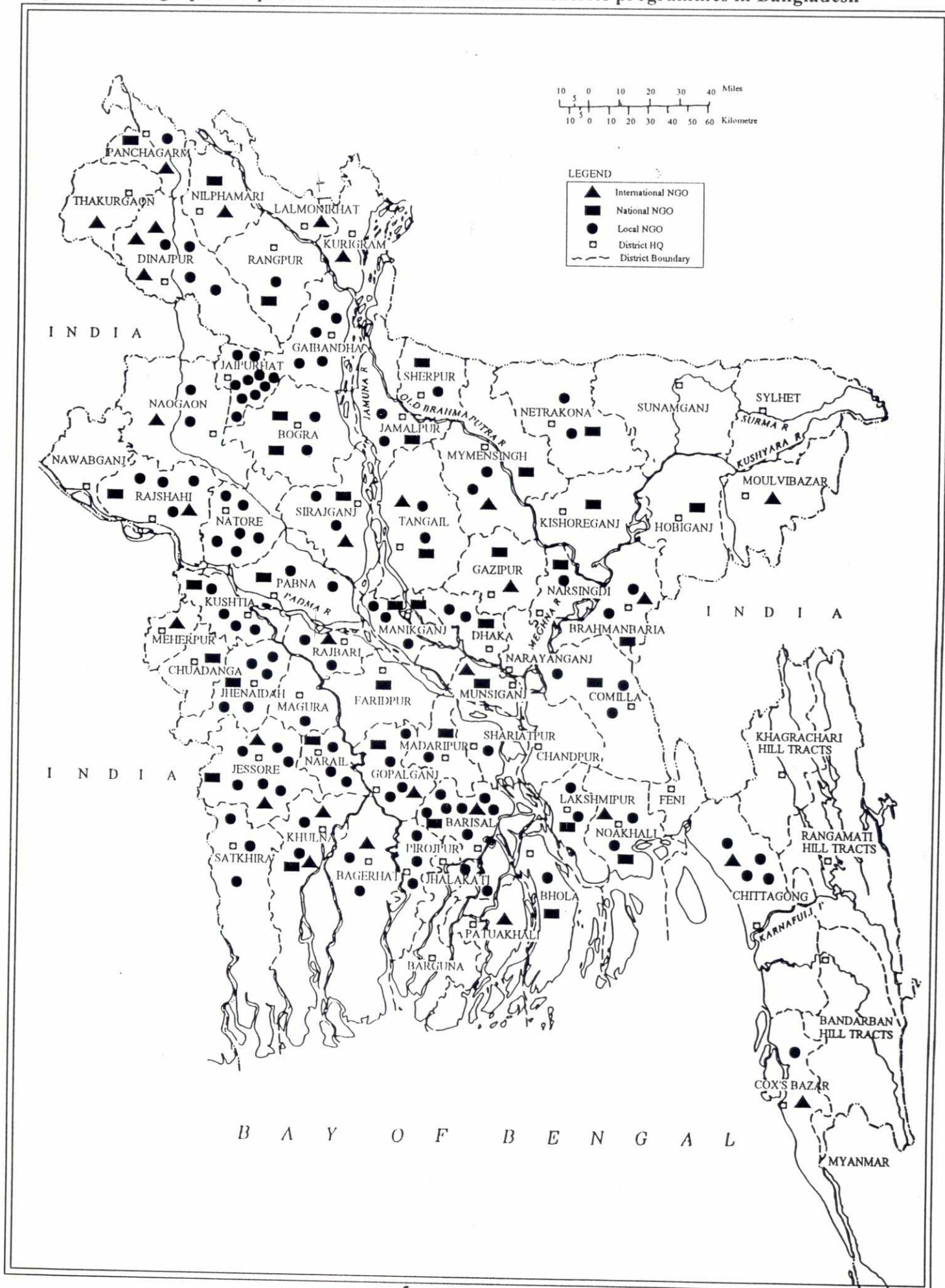
Table 3.1 Network of NGO's involved in fisheries programmes in the different regions of Bangladesh

Regions	Region Code	No of NGOs operational	Percent of NGOs
Rajshahi (NW)	1	9	26
Khulna (SW)	2	9	26
Dhaka (Central)	3	10	28
Chittagong (NE)	4	7	20

Diversity of functions/participation

3.3 All the NGOs in the sample were involved in a range of activities, which included agriculture, livestock, fisheries, family planning, literacy and education, food for work, road construction and maintenance and expanded programme for immunization (EPI). The national NGOs were involved in the same broad range of activities as international NGOs. The local NGOs, naturally, tended to operate over a narrower range of activities. Details are shown in Table 3.2 and Appendix 3 & 4.

Figure 3.1 Geographical spread of NGOs associated with fisheries programmes in Bangladesh



Initiation of fisheries programme

3.4 It was considered important to include in the intensive study only those NGO's that had a reasonably mature fisheries programme. It was recognised that there are important lessons to be learned for those just starting about the initial problems in developing an aquaculture programme. But, rather than learn directly from those experiencing the problems, it was felt that greater understanding would be obtained from the NGOs with older programmes, that had the wisdom of hindsight.

Table 3.2 Nature of the participation in development programmes by the NGOs of Bangladesh

Nature of Participation	NGOs (No.)	Percent of Total	Name of the NGOs
Agriculture	18	95	RDRS, CARITAS, CARE, MCC, HEED, SC, BRAC, PROSHIKA, SMUK, JC, VPKA, USHA, US, TMSS, BS, GUP, JTS, and PUK.
Livestock	16	76	RDRS, CARITAS, MCC, HEED, SC, BRAC, PROSHIKA, SMUK, VPKA, USHA, TMSS, BS, GAT, GUP, JTS, and PUK.
Fisheries	21	100	RDRS, CARITAS, MCC, BARE, MCC, HEED, US, BRAC, PROSHIKA, SMUK, GKK, JC, VPKA, USHA, TMSS, BS, GAT, GUP, UTTARAN, JTS, PUK
Literacy and Education,	9	43	RDRS, SC, BRAC, JC, VPKA, GUP, UTTARAN, JTS, PUK
Health and Family Planning	8	38	RDRS, CARITAS, CARE, SC, BRAC, GKK, USHA, JTS.
Forestry	2	10	RDRS, CARITAS
Handicrafts making	2	10	US, BS
Water supply and sanitation	1	5	US
Road maintenance	1	5	CARE
EPI (Immunization)	1	5	CARE
Low cost housing	1	5	PROSHIKA
Apiculture	1	5	JC

3.5 Information was therefore gathered on the age of the fisheries programmes in each NGO. This is presented in Table 3.3. With the exception of PROSHIKA, TMSS, GUP and PUK most did not start their fisheries programmes immediately (Table 3.3). From the results of this study, there appeared positively significant association ($r = 0.572$, $P < 0.05$, $N = 21$) between experience with fisheries programmes and age of NGOs. The average delay before starting such programmes however was nine years. A number of interpretations can be given to this:

- fisheries were traditionally given a low priority, since fish were always seen as abundant resource and farmers' belief was 'rice for cultivation and fish for harvest'.
- aquaculture in recent years has developed into a relatively technically demanding activity, unsuited to infant NGOs.
- fisheries/aquaculture only became a seriously attractive activity following the spread of hormonally-induced spawning of carp in the development of government and private hatcheries, in the late 1970s and 1980s;

Table 3.3 Distribution of working experience on fisheries of the study NGOs

Name of NGO	Year founded	Year required to initiate fisheries	Length of fisheries experience
RDRS	1972	5	16
CARITAS	1967	12	11
CARE	1970	20	3
M C C	1972	16	5
HEED	1976	12	6
S C	1972	18	3
BRAC	1972	5	16
PROSHIKA	1976	1	16
SMUK	1986	3	4
G K K	1979	11	3
J C	1976	12	5
VPKA	1981	7	5
USHA	†1987	4	2
U S	1980	6	7
TMSS	1985	1	7
B S	1976	12	5
GAT	1971	19	3
GUP	1973	1	20
UTTARAN	1976	14	3
JTS	1966	11	16
PUK	1984	1	9
Mean	-	9	8

3.6 The average delay before starting a fisheries programme has greatly shortened since the middle of the 1980s (from 14.4 years for the five NGOs founded earliest to 2.6 years for the five most recent), suggesting that the last of these reasons may be the most important.

Nature of Fisheries Programmes

3.7 Nine different types of fisheries programme were undertaken by these NGOs (Table 3.4). Pond fisheries were the most common, followed by open water fisheries programmes. A few NGOs were involved in rice-fish and integrated fish culture, freshwater prawn culture, cage culture, coastal shrimp culture, and fish processing. There were six NGOs (29%) which had hatchery/nursery programmes. These were RDRS, CARITAS, BRAC, US, BS, and UTTARAN. These NGOs had three goals: to initiate hatchery/nursery programmes so as to increase the supply of fry and fingerlings at the farmers' door and to establish an integrated hatchery-nursery-culture programme.

Table 3.4 Nature of fisheries development programmes initiated by the study NGOs

Nature of	No. of NGO	Percent	Name of NGOs
Pond fish culture	20	95	RDRS, CARITAS, CARE, MCC, HEED, SC, BRAC, PROSHIKA, SMUK, GKK, JC, VPKA, US, TMSS, BS, GAT, GUP, UTTARAN, JTS, PUK.
Open water fisheries	9	43	CARITAS, CARE, BRAC, PROSHIKA, JC, USHA, TMSS, BS, PUK.
Hatcheries/Nurseries	6	28	RDRS, CARITAS, CARE, BRAC, US, BS, UTTARAN
Marine fisheries	2	10	CARITAS, CARE
Rice-fish integrated	2	10	RDRS, CARE
Costal shrimp culture	2	10	CARITAS, HEED
Fish processing	2	10	GUP, CARITAS
Fresh water sprawn culture	1	5	RDRS
Cage culture	1	5	CARE

3.8 The range of coverage of the nine fisheries activities was widest amongst the international NGOs; notably CARE, and CARITAS each of which covered pond culture, open water fisheries, hatcheries/nurseries, rice-fish integrated culture and cage culture. None of the local NGOs covered more than two activities and all of those that covered two

activities were involved in pond aquaculture. Indeed pond aquaculture is the dominant activity, being undertaken by all NGOs except USHA (Table 3.5).

Table 3.5 Types of fisheries programmes undertaken by the study NGOs

Name of NGO	No. of involvement	Nature of participation in fishery development
RDRS	4	Pond culture, Hatcheries/ Nurseries, Rice-fish integrated culture, Freshwater sprawn culture.
CARITAS	6	Pond culture, Open water fisheries, Marine fisheries, Hatcheries/ Nurseries, Coastal shrimp culture, and fish processing.
CARE	6	Pond culture, Open water fisheries, Marine fisheries, Hatcheries/ Nurseries, Rice-fish integrated culture, and Cage culture.
MCC	1	Pond culture.
HEED	2	Pond culture, and Coastal shrimp culture.
SC	1	Pond culture.
BRAC	3	Pond culture, Open water fisheries, Hatcheries/Nurseries.
PROSHIKA	2	Pond culture, Open water fisheries.
SMUK	1	Pond culture
GKK	1	Pond culture
JC	2	Pond culture and Open water fisheries
VPKA	1	Pond culture
US	2	Pond culture, and Hatcheries/ Nurseries
USHA	1	Open water fisheries
TMSS	2	Pond culture, and Open water fisheries
BS	3	Pond culture, Open water fisheries, and Hatcheries/ Nurseries
GAT	1	Pond culture
GUP	1	Pond culture
UTTARAN	2	Pond culture, and Hatcheries/ Nurseries
JTS	1	Pond culture
PUK	2	Pond culture, and Open water fisheries

Approach by NGOs to target beneficiaries of fishery programmes

3.9 Three approaches to target groups were followed individual contact, informal and formal group though some NGOs used more than one form of approach. Sixteen NGOs followed an informal group approach. About one fifth of them used formal groups (see Table 3.6 and Figure 3.2).

3.10 The individual contact approach involves NGOs addressing their activities primarily to individual households or persons. In the case of aquaculture development activities, this would mean directing technical or credit support to individual pond owners or operators.

3.11 The informal group approach usually entails the creation of informal organisations at village level which bring together the NGO's target group into some kind of cohesive unit. Unlike formal groups, informal groups can be more flexible in their organisation and procedures. Informal groups may be formed either to actually carry out activities, such as aquaculture, as a group and take on group management of the activity, or they may simply form a contact group for extension workers.

3.12 Formal groups are registered with the Directorate of Local Government and Cooperatives and usually have to conform to specific norms established by law. This gives them certain advantages in terms of access to formal institutions such as banks, but also limits their flexibility.

3.13 The NGOs surveyed had 258 target groups on average, though there was considerable variation. A small number of NGOs with a large number of groups, for instance PROSHIKA had by far the most, with 1,631 groups (Table 3.7).

Figure 3.2 Distribution of approaches used by the NGOs in Bangladesh

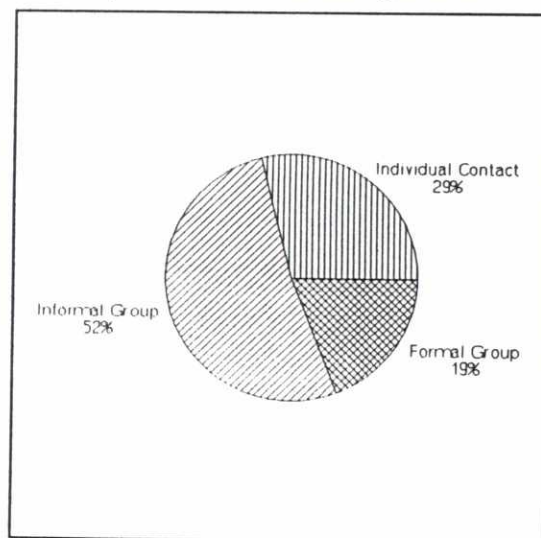


Table 3.6 Type of approaches in fisheries programme employed by the study NGOs

Type of Approach	No. of NGOs employed ¹	Name of NGOs
Individual contact	9 (29)	MCC, HEED, BRAC, US, BS, GAT, GUP, UTTRAN, JC.
Registered Group	16 (52)	RDRS, CARITAS, CARE, MCC, JC, BRAC, PROSHIKA, USHA, US, BS, GAT, GUP, UTTRAN, JTS, PUK.
Registered Group	6 (19)	HEED, SMUK, JC, VPKA, TMSS, GUP.

Table 3.7 Average beneficiaries in each target groups of the study NGOs

Name of NGOs	Target Groups	Beneficiaries	Beneficiaries/Group
RDRS	662	9,025	14
CARITAS	972	19,437	20
CARE	NA	-	-
MCC	59	1,030	17
HEED	45	140	3
SC	28	476	17
BRAC	447	12,959	29
PROSHIKA	1,631	32,244	20
SMUK	5	278	59
GKK	1	35	35
JC	120	2,640	22
VPKA	16	301	19
USHA	56	861	15
US	-	-	-
TMSS	70	2,050	29
BS	32	1,000	31
GAT	20	300	15
GUP	132	2,617	20
UTTRAN	86	1,781	21
JTS	NA	NA	NA
PUK	NA	NA	NA
Average	208	4151	20

Magnitude of problems in organizing groups

3.14 The magnitude of the problems faced in organizing a target group was categorized into "none", "sometimes" and "always". Only two out of 21 NGOs indicated that they had "always" experienced problems in organizing their target groups. Eight NGOs (38%) had so far experienced no problems. More than 50 percent of the NGOs and most notably BRAC, PROSHIKA and JC experienced some degree of difficulty in organizing target groups (Table 3.8).

¹ Figures in the parenthesis shows percent of total NGOs

Table 3.8 Extent of problems confronted in organising groups by the study NGOs

Extent of problems	No. of NGOs	Percent	Name of NGOs
None	8	38	RDRS, CARITAS, CARE, GKK, VPKA, BS, GAT, PUK.
Sometimes	11	52	MCC, HEED, SC, BARC, PROSHIKA, JC, USHA, TMSS, GUP, UTTRAN, JTS.
Always	2	10	SMUK, US.
TOTAL	21	100	

3.15 A recent NGO fish culture workshop identified seven major social constraints to aquaculture development (ADAB/ITDG, 1992). These were theft, multiple ownership, fair price and marketing, credit, religions, lack of security/ownership and group management.

3.16 In this study, there were six main areas of problem as identified by the NGOs (Table 3.9). The most problematical found in this study was the influence of local elites. This was experienced by PROSHIKA, GUP, UTTARAN, and JTS. The conflict between the group members about stocking density of fingerlings and economic stress were the next most controversial issue. The other problem as identified by the NGOs was the arrangement of leases from pond owners, as well as from the government. When leasing from private owners the biggest problem was multiple ownership. For the government owned water bodies, bureaucratic delay and obstruction were the major hindrances.

Table 3.9 Identified major problems in organising groups by the study NGOs

Identified problems	Frequency	Percent	Name of NGOs
Intervention by local elites	5	31	PROSHIKA, GUP, UTTARAN, JTS, JC.
Over stocking	3	19	SC, JC, TMSS.
Economic stress	3	19	USHA, SMUK, US.
Getting lease (Govt. & Pvt.)	2	12	MCC, BRAC.
Group homogeneity	1	7	SC, GUP.
Supervision	2	12	TMSS, JTS.
TOTAL	16	100	

Manpower for fisheries programmes

3.17 The personnel working with the fisheries programmes of the NGOs were categorized into (i) Technicals - those who are fisheries graduates, (ii) Semi-technical - those who are general graduates and have fish culture training, and (iii) Skilled - undergraduates with in-service training.

3.18 The majority of them were skilled. The average ratio was 1:5:27 of technical, semi-technical and skilled, respectively. There were nine NGOs which employed technical graduates. PROSHIKA employed the highest number of technical graduates for their fisheries programme. TMSS, a local NGO employed the highest number of semi-technical persons (Table 3.10). The average number of skilled persons per NGO was twenty seven. RDRS employed the highest number of skilled persons (253) for their fisheries programmes (Figures 3.3 and 3.4).

Figure 3.3 Distribution of personnel working with fisheries programmes

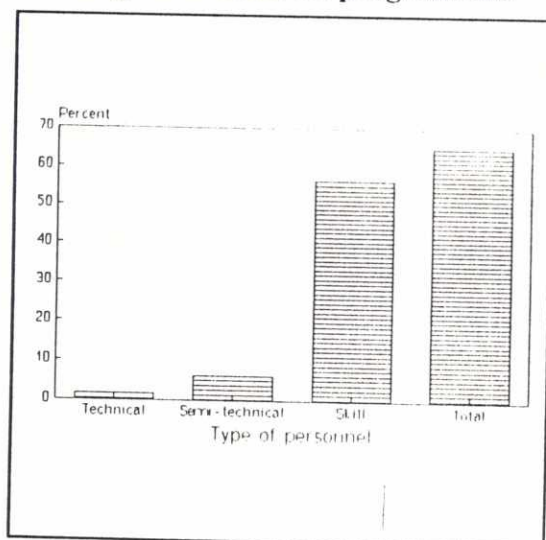


Figure 3.4 Distribution of personnel working with different NGOs of Bangladesh

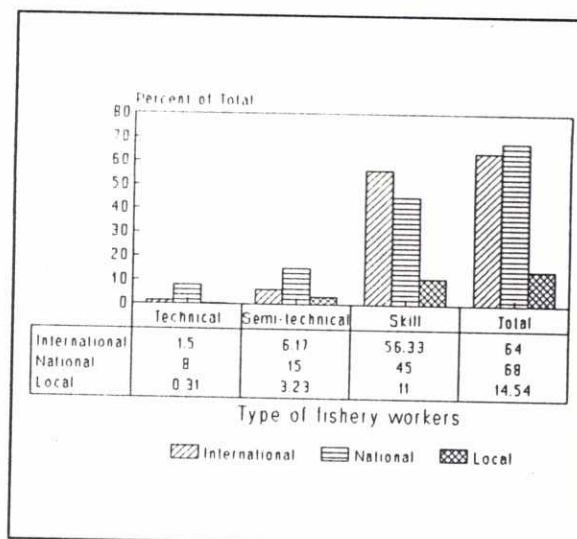


Table 3.10 Distribution of personnel working with the fisheries programme of the study NGOs

Name of NGOs	Type of personnel			TOTAL
	Technical	Semi-tech.	Skill	
RDRS	2	3	253	258
CARITAS	6	29	41	76
CARE	0	2	25	27
MCC	0	2	4	6
HEED	0	1	12	13
SC	1	0	3	4
BRAC	2	15	87	104
PROSHIKA	14	15	30	59
SMUK	0	0	1	1
GKK	0	0	1	1
JK	1	0	15	16
VPKA	0	0	10	10
USHA	0	0	16	16
US	1	1	3	5
TMSS	0	38	0	38
BS	1	0	9	10
GAT	0	1	12	13
GUP	1	1	46	48
UTTARAN	0	1	10	11
JTS	0	0	20	20
PUK	0	0	0	0
Total	29	109	571	709
Mean	1.38	5.19	27.19	33.76
Percent	4	15	81	100

Ratio of target groups per fisheries worker

3.19 This ratio indicates the person responsible for the number of target groups. The logic suggests a negative relationship between the number of target groups and the field worker responsible. The ratio shows 1:6, i.e. each worker supervises six target groups. The average members or beneficiaries in each group was 20 and thus each fisheries worker supervises 120 beneficiaries (Table 3.11 and Figure 3.5).

Figure 3.5 Distribution of attributes in different types of NGOs in Bangladesh

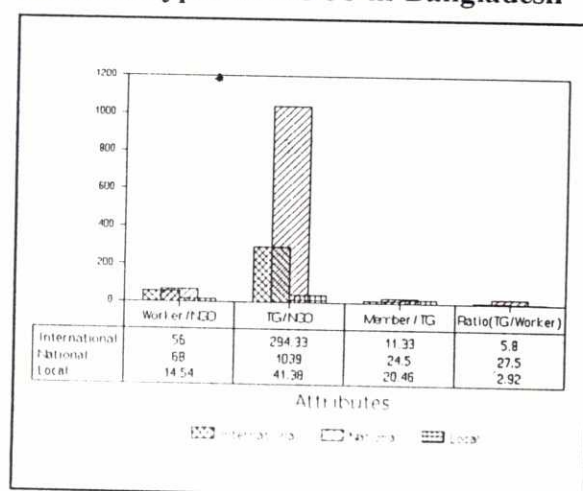


Table 3.11 Target group and worker ratio in the sample NGOs

Name of NGO	Total fishery worker	Total TG	Ratio TG/worker	Avg. member/ Target Group
RDRS	258	662	3	14
CARITAS	28	972	12	20
CARE	27	na	na	na
MCC	6	59	10	17
HEED	13	45	3	3
SC	4	28	7	17
BRAC	104	447	4	29
PROSHIKA	32	1631	51	20
SMUK	1	5	5	59
GKK	1	1	1	35
JC	16	120	8	22
VPKA	10	16	2	19
USHA	16	56	4	15
US	5	na	na	na
TMSS	38	70	2	29
B S	10	32	3	31
GAT	13	20	2	15
GUP	48	132	3	20
UTTARAN	11	86	8	21
JTS	20	na	na	na
PUK	na	na	na	na

Selection of NGOs for intensive study

3.20 One of the important objectives of this study was to identify a limited and manageable number of NGOs for further investigation. Based on the results, six criteria were employed for selecting NGOs (Table 3.12). Those that were chosen for intensive study scored more than the mean. Two international (RDRS and CARITAS), two national (BRAC and PROSHIKA) and two local (BS and GUP) gained comparatively high scores. These NGOs were selected for intensive study on target group approaches for aquaculture.

Table 3.12 Selection of NGOs for intensive study for the target group study and pond fish culture

Name of NGO	Working experience (> mean)	Activity participate (> mean)	Group approach	No. of TG (> mean)	Beneficiary size (> mean)	Ratio Worker/ TG (< mean)	Total Score
RDRS	**	**	**	**	*	*	11
CARITAS	**	**	**	**	**	*	11
CARE	*	**	**	na	na	na	5
MCC	*	*	**	*	*	*	7
HEED	*	*	*	*	na	**	6
SC	*	*	*	*	*	*	6
BRAC	**	**	**	**	**	**	12
PROSHIKA	**	*	**	**	**	*	10
SMUK	*	*	*	*	**	**	8
GKK	*	*	**	*	**	**	9
JC	*	*	**	*	**	*	8
VPKA	*	*	*	*	**	**	8
USHA	*	*	**	*	*	**	8
US	*	*	**	na	na	na	4
TMSS	*	*	*	*	**	**	8
BS	*	**	**	*	**	**	10
GAT	*	*	**	*	*	**	8
GUP	**	*	**	*	**	**	10
UTTARAN	*	*	**	*	**	*	8
JTS	**	*	**	na	na	na	5
PUK	**	*	**	na	na	na	5
Total Mean	28	26	37	21	27	28	167
	-	-	-	-	-	-	8

** Greater than mean is considered 1st priority for intensive study (Score 2 = **)

* Mean and below considered 2nd priority (Score 1 = *)

22

DOCUMENTS CONSULTED DURING THIS SURVEY

- ADAB / ITDG. 1992. Strategies Towards Benefiting the Poors. A preliminary report from the NGO fish culture workshop. October 25 - 26, Dhaka, Bangladesh.
- ADAB / PACT. 1992. A Directory of NGO Networks in Bangladesh. PACT Bangladesh/PRIP, Dhaka.
- ABED, F. H. 1991. Extension Services of NGOs: The approach in BRAC. Jr. of Extn. Ed., Vol 6, Special Seminar Issue, pp 170-178.
- BARRETT, A. 1989. New Roles for NGOs in Bangladesh. European Network of Bangladesh Studies 1, November, pp 6-7.
- BHUIYAN, M.K. 1992. Inland Fisheries in Bangladesh: Prospect of pond culture. IFPRI-BIDS, Agriculture Diversification Project, Dhaka.
- BIGGS, S.D. 1989. Resource-Poor Farmer Participation in Research: A synthesis of experiences from nine National Agricultural Systems. OFCOR Comparative Study Paper No. 3, Hague.
- BIGGS, S.D. and CLAY, E.J. 1981. Sources of Innovations in Agricultural Technology. World Development 9 (4), pp 321-336.
- BIGGS, S.D. and SENERATNE, A. 1986. Who does What Research and Why ? The role and organization of the Bangladesh Rural Advancement Committee (BRAC), Dhaka.
- BUCKLAND, J. and GRAHAM, P. 1990. The Mennonite Central Committee's Experience in Agricultural Research and Extension in Bangladesh. Agricultural Research and Extension Paper 17, ODI, London.
- CIRDAP (Centre on Integrated Rural Development for Asia and the Pacific). 1989. Role of NGOs in Rural Development: Asia Pacific Experience. Occasional paper, P-4, Dhaka.
- DRABEK, A. G (ed). 1987. Development Alternatives: the challenge for NGOs. Supplement to World Development, Vol 115, pp 1-262.
- FARRINGTON, J. and BIGGS, S.D. 1990. NGOs, Agricultural Technology and the Rural Poor. ODI and School of Development Studies, London.
- FARRINGTON, J. and BEBBINGTON, A. J. 1992. From Research to Innovation: getting the most from interaction with NGOs in FSR/E. Paper presented at the International Farming Systems Research/ Extension Symposium, Michigan State University, 14-18 September 1992.
- FERNANDEZ, A. P. 1987. NGOs in South Asia: people's participation and partnership. In Drabek (ed), pp 39-50.



- GILL, G.J. and MOTHAHAR, S.A. 1982. Social Factors Affecting Prospects for Intensified Fish Farming in Bangladesh. *Jr. of Agril. Econ.* Vol. 1-2.
- GRAHAM, P. and BUCKLAND, J. 1991. Challenges and Opportunities of Government-NGO Collaboration in Agricultural Research and Extension: The experience of Mennonite Central Committee in Bangladesh, 1973-1990. *Jr. of Bangladesh Extension Education*, Vol 6, Special Seminar Issue, pp 118-141.
- LEWIS, DAVID J. 1992. Catalysts for Change ? NGOs, Agricultural Technology and the State in Bangladesh. *Agricultural Administration(Research and Extension) Network*, paper 38, ODI, London. pp 2-4.
- NURUZZAMAN, A. K. M. 1992. Aquaculture in Bangladesh: Opportunities and Challenges, Bangladesh Agricultural Research Council, Farm Gate, Dhaka.
- SHAH, W. A., KARIM, R., SAHA, M. R. and KARIM, M. M. A. 1992. Pond Aquaculture Resource Use and Management in the Ganges High Floodplain Soils of Northern Bangladesh. FSR Report, Kalikapur, Ishurdi.
- SULTAN TIPU , K. M. 1991. Partnership in Development. *The GO-NGO Collaboration*, ADAB News, January- March, pp. 45-56.
- VIJAI DEV SINGH. 1986. Role of Fish Farmers' Development Agencies in Development of Rural Aquaculture. In *Second National Fish Seed Congress*, MoA, Government of India, Calcutta, July 3-4.
- ZAKARIA, M. 1985. NGOs in Bangladesh. *The Bangladesh Observer*, October 1.

Appendix 1

List of Local NGOs Working with Fisheries

Sl. No.	Name of NGO	Location of office	Location of work	Year initiated
1.	Kishmatghona Rupali Sangha	Sujanshana, Tala thana	Satkhira, Tala (4 unions)	1983
2.	Gacha Palli Unnayan Juba Samity	Tikarampur, Tala thana	Satkhira, Tala (1 union)	1983
3.	Probaha	College Road, Barisal Sadar	Barisal, Sadar (2 unions)	1980
4.	Sammannita Samaj Unnayan	Dhandoba, Agailjhara thana	Barisal, Gouranadi Thana (3 unions)	1986
5.	Durgapurhat Adarsha Club -o- Pathagar	Naimitra Durgapur, Barisal	Barisal, Sadar	1987
6.	Kollol Pathochakra	Dhamuria, Uzirpur, Barisal	Barisal, Uzirpur (3 unions)	1969
7.	Basudeb Samaj Kallayan Sangha	Basudeb, Brahmanbaria	Brahmanbaria, Sadar (1 union)	1984
8.	Krishi Club	Jahangirabad Hat, Peerganj	Rangpur, Peerganj (3 unions)	1985
9.	Surjamukhi Sangstha †	Kusla, Jhatia, Kotlipara	Gopalganj, Kotlipara (12 unions)	1985
10.	Mahila Shilpa Prothisthan	Sipahipara, Paba, Rajshahi	Rajshahi, Sadar (2 unions)	1980
11.	Maukhara B. Sk. Sangastha	Nauparahat, Baraigram thana	Rajshahi, Baraigram (9 unions)	1987
12.	Panghu Shisu Niketon	Shadhanpur, Natore, Putia	Rajshahi, Natore, (2 unions)	1987
13.	Samaj Pragati Sangstha	Madarganj, Jamalpur	Jamalpur, Madarganj (5 unions)	1987
14.	Unnayan Sangha	Nayapara, Jamalpur	Sherpur, Jamlpur (28 unions)	1980
15.	Rural Development Foundation	Daulatgonj, Laksham thana, Comilla	Comilla, Laksham (4 unions)	1988
16.	Seba Manobik Unnayan Kendra	Baburtala, Comilla	Comilla, Municipality Sadar (5 unions)	1988

28

(Cont'd) List of Local NGOs Working with Fisheries

Sl. No.	Name of NGO	Location of office	Location of work	Year initiated
17.	Tarafsantaj Shanti Sangha	Gabtol, Bogra	Bogra, Shariakandi (7 unions)	1985
18.	Thengamara Mohila Sabuj Sangha	Gokul, Thengamara, Bogra	Bogra, Shibganj, Kahalu, Gabtol (19 unions)	1985
19.	Khurushkul Azad Samity	Khurushkul, Cox's Bazar	Cox's Bazar, Chokoria, Ukhia (4 unions)	1988
20.	Uttar Pachim Panchpara Samaj	Paschim Laxmipur, Laxmipur	Laxmipur (2 unions)	1983
21.	Gana Unnyan Kendra	Bashghata, Firingi Bazar Chittagong	Chittagong, Seetakunda, Chandanaish, Putia, Anwara, Ramgati, Laxmipur (11 unions)	1986
22.	Upokar	Kundeshari Bhaban, Rangunia	Chittagong, Rangunia Kankhali	1987
23.	Barongkhola Sabuj Sangha	Barongkhola, Manikganj	Manikganj (3 unions)	1984
24.	Terosree Bittahin Samity	Terosree, Ghior, Manikganj	Ghior (1 union)	1984
25.	BRF Torun Sangha	Baniajuri, Ghior, Manikganj	Ghior (1 union)	1986
26.	Samaj -O- Jati Gathan (SJAG)	Sailan, Dhamrai, Dhaka	Manikganj, Dhamrai (4 unions)	1985
27.	Banchete Shekha	Airport Road, Old Kasba, Jessore	Jessore, Jhenaidah Kushtia, Narail, Barisal, Khulna	1976
28.	Singer Khajura Bastohara Samaj	Negurhat, Monirampur, Jessore	Jessore, Monirampur Kesobpur (8 unions)	1988
29.	Karmajibee Sangstha	Vekutia, Kholadanga, Jessore	Jessore (1 union)	1987
30.	Uttar Juba Sangha	Qada Bazar, Monirampur, Jessore	Jessore, Monirampur (1 union)	1970
31.	Anneshi Chakra	Ghose road, Mymensingh	Mymensingh	1988
32.	Mymensingh Palli	Tarakandabazar, Mymensingh	Mymensingh, Halua-ghat, Phulpur	1989
33.	Pravati Sangsad	Nayani Sadekpur, Bishnupur, Gaibandha	Gaibandha, (1 union)	1986

23

(Cont'd) List of Local NGOs Working with Fisheries

Sl. No.	Name of NGO	Location of office	Location of work	year initiated
34.	Chinnamul Mohila Samity	Vishrupur, Gaibandha	Gaibandha, Palashbari, Phulchhari	1984
35.	Gano Chetana	Dholvanha, Sadullapur, Gaibandha	Gaibandha (2 unions)	1988
36.	Udayan Sangha	Khamar, Saghatta, Gaibandha	Saghatta (2 unions)	1987
37.	Tri-palli Samaj Seba Sangstha	Gondhokbari, Lohagara, Narail	Narail, Lohagara (1 union)	1984
38.	Barashula Zihad Jubo Sangstha -o- Samaj Kallayan	Barashula, Narail	Narail (1 union)	1988
39.	Palashbari Samaj Unnayan Samity	Parbatipur, Dinajpur	Dinajpur, Parbatipur (9 unions)	1987
40.	Bahumukhi Milan Sangstha	Chakralia, Parbatipur, Dinajpur	Dinajpur, Chirirbandar, Kaharole	1984
41.	Samaj Unnyan Proshikhan Kendra	Kalitala, Biral, Dinajpur	Biral (5 unions)	1984
42.	Community Development Association	Upashahar, Dinajpur	Dinajpur, Birgonj (2 unions)	1980
43.	Setu	Hazrahat, Mirpur, Kushtia	Mirpur (6 unions)	1985
44.	Hasimpur Shurjasena Juba Sangha	Hasimpur, Khoksha, Kushtia	Kushtia, Daulatpur (1 union)	1986
45.	Adarsha Club	Kholisha Kundi, Daulatpur Kushtia	Daulatpur (1 union)	1986
46.	Rajshahi Zila Bekar -o- Bhumihin Krishak Sangstha	Niamatpur, Natore	Natore, Niamatpur, Baghmara, Gudagari, (22 unions)	1987
47.	Karbala Gram Unnayan Kendra	Ahmedpur Bazar, Bagerhat	Bagerhat, Natore, Baraigram, Gurudaspur	1985
48.	Deshary Samaj Kallayan Sangstha	Baraigram, Natore	Baraigram	1987
49.	Khan Jahania Gano Biddalaya	Sundharghana, Bagerhat	Bagerhat (1 union)	1981
50.	Krishi Club	Vandaria, Pirojpur	Pirojpur, Vandaria, Rajapur, Kawkhali (7 unions)	1979

39

(Cont'd) List of Local NGOs Working with Fisheries

Sl. No.	Name of NGO	Location of office	Location of work	year initiated
51.	Conciousness Raising Centre	Arabpur, Jhenaidah	Jhenaidah, Harinakunda, Shailakupa, Mohammadpur (23 unions)	1987
52.	Samaj Seba Samity	Mohammadpur Bazar, Jhenaidah	Jhenaidah (1 union)	1986
53.	Progressive Rural Organization for Voluntary Assistance (PROVA)	Baharpur, Baliakandi, Rajbari	Rajbari, Baliakandi (16 unions)	1986
54.	Sonali Sangstha	Joypurhat	Joypurhat, Hakimpur Panchbibi (2 unions)	1982
55.	Srejani Sangha	Akkelpur, Joypurhat	Joypurhat, Akkelpur (2 unions)	1987
56.	Basic Needs Service Society	Hatiore, Kalai, Joypurhat	Joypurhat, Panchbibi (5 unions)	1987
57.	Komargram Samaj Kallayan Samity	Baniapara, Joypurhat	Joypurhat (1 union)	1985
58.	Billah Samaj Kallayan Sangha	Chakbarunio, Joypurhat	Joypurhat (1 union)	1982
59.	Namijan Aftabi Foundation	Bogra	Joypurhat, Kalai, Bogra, Khetlal	1986
60.	Agjana Club & Library	Agjana, Panchbibi, Joypurhat	Panchbibi (1 union)	1987
61.	Deogram Adarsha Palli Unnayan	Punat, Deogram, Kalai, Joypurhat	Kalai (1 union)	1975
62.	Motraj Gram Unnayan Procheta	Nikardighi, Panchbibi, Joypurhat	Joypurhat, Panchbibi (1 union)	1981
63.	Royal Bengal Tiger Club	Gopinathpur, Akkelpur, Joypurhat	Akkelpur (1 union)	1982
64.	Foundamental Development Organization	Dabee, Tilakder, Naogoan	Naogoan (3 unions)	1987
65.	Boishakhia Jubo Janata Club & Library	Baishakhia, Nalchitee, Jhalokati	Jhalokati, Nalcitee (2 unions)	1987
66.	Anurag Krishi -o- Matsha Unnayan Unnayan Samobay Samity	Anurag, Nalchitee, Jhaokati	Nalchitee (2 unions)	1978
67.	Gano Unnayan Procheta	Rajoir, Madaripur	Madaripur, Gopalganj, Shariatpur	1973
68.	Commonity Development Association	Nagra, Netrokona	Netrokona (1 union)	1990

25

(Cont'd) List of Local NGOs Working with Fisheries

Sl. No.	Name of NGOs	Location of office	Location of work	year
69.	Mauchas Unnayan Samity	Kakrail, Madhupur, Tangail	Madhupur	1988
70.	Uttara Development Programme	Saladar, Panchagar	Panchagar	1990
71.	Dulai Gano Kallayan Trust	Dulai, Sujanagar, Pabna	Sujanagar (2 unions)	1987
72.	Mokti Shikha	Mathurapur, Chatmahar, Pabna	Pabna, Chatmahar (4 unions)	1983
73.	Samata Samaj	Dulai, Shathia, Pabna	Sathia (5 unions)	1983
74.	Bangladesh Progati Sangstha	Tarash, Serajganj	Serajganj, Tarash (5 unions)	1985
75.	Gano Kallayan Sangstha	Tarash, Serajganj	Rajoir, Gopalganj, Shibchar, Madaripur, Damadda, Shariatpur, Tongipara, Mokshedpur, Kotalipara, Narshingdi, Netrkona, Narayanganj	1973
76.	Uttaran	Jatpur, Tala, Satkhira	Tala, Debhata, Jatpur, Satkhira	1976
77.	Prism Bangladesh	Lalmatia, Dhaka	Tangail, Mirzapur	1978
78.	Dwip Unnayan Sangstha	Hatia, Noakhali	Hatia	1978
79.	Dayemi Complex Bangladesh	Azimpur, Dhaka	Brahmanbaria, Nabinagar, Chittagong, Lohagara, Chandanbaisa,	1978
80.	Kallayani Mohila Samity	Khujipur, Gurudaspur, Natore	Natore	1986
81.	Community Development Centre	Bridge Ghat, Feringi Bazar, Chittagong	Chittagong, Seetakunda, Chandanbaisa, Potia, Anwara	1987
82.	Jagarani Chakra	Rail Road, Jessore	Jessore, Monirampur Jhenaidah, Magura	1976
83.	Dak Deye Gai	Pirojpur	Pirojpur (12 villages)	1978
84.	Prodipan	Daulatpur, Khulna	Khulna, Dumuria (1 union)	1984

52

(Cont'd) List of Local NGOs Working with Fisheries

Sl. No.	Name of NGO	Location of office	Location of work	year
85.	Paharika Samaj Unnayan Sangstha	Haluaghat, Mymensingh	Haluaghat (2 unions)	1991
86.	Palli Unnayan Andalan	Shahzadpur, Serajganj	Serajganj, Shazadpur	1990
87.	Resource Integration Centre	Sapahar, Noagoan	Sapahar	
88.	Seba Samaj Kallayan Sangstha	Keshobpur, Jessore	Jessore, Keshobpur	1992
89.	Gandhi Ashram Trust Board	Joyag, Begumganj, Noakhali	Noakhali	1946
90.	Unit for Social and Health Advancement (USHA)	Rani Bhaban, Miapara, Rajshahi	Rajshahi, Natore	1987
91.	Voluntary Paribar Kallayan Association (VPKA)	South Bhabanipur, Rajbari	Rajbari	1981
92.	Gono Kallayan Kendra	Sadullahpur, Gaibandha	Gaibandha	1978
93.	Jatio Tarun Sangha	Hazaribag, Dhaka	Dhaka	1966
94.	Palli Unnayan Kendra	Shamalaya, Dhaka	Barisal	1984
95.	Sangram (Samannitha Gram Unnayan Karmashuchi)	Patharghata, Pirojpur	Mothbaria Pathorghata, (14 unions)	1989
96.	Bikalpa Unnayan Karmashuchi(BUK)	Zardan Road, Barisal	Barisal, Bhola (10 unions)	1988

(Cont'd) List of National NGOs Working with Fisheries

Sl. No.	Name of NGOs	Location of office	Location of work	year initiated
1.	Bangladesh Rural Advancement Committee (BRAC)	Mohakhali, Dhaka	All over the country	1972
2.	Proshikha Manobik Unnayan Kendra (PMUK)	Mohammadpur, Dhaka	All over the country	1976
3.	Grameen Bank (GB)	Mirpur, Dhaka	All over the country	

(Cont'd) List International NGOs Working with Fisheries

Sl. No.	Name of NGOs	Location of office	Location of work	year initiated
1.	DANIDA	Banani, Dhaka	Noakhali, Mymensingh, Jessore	
2.	Rangpur Dinajpur Rural Services (RDRS)	Dhanmondi, Dhaka	Thakurgoan, Dinajpur, Panchaghar, Nilphamari, Lalmonirhat, Kurigram	1972
3.	HEED Bangladesh (Health Education and Economic Development)	Mirpur, Dhaka	Khulna, Tala	1976
4.	CARITAS Bangladesh	Malibagh, Dhaka	All over the country	1967
5.	CARE Bangladesh	Dhabmondi, Dhaka	-	1970
6.	Overseas Development Administration (ODA)	Baridhara, Dhaka	Parbatipur, Dinajpur	
7.	Mennonite Central Committee (MCC)	Asad Gate, Dhaka	Serajgonj, Rajbari	1972
8.	Save the Children (USA)	Dhanmondi, Dhaka	Tangail, Rangunia, Brahmanbaria	1972

Appendix 2

62

**Baseline Study on the
PARTICIPATION OF NGO'S IN AQUACULTURE RESOURCE
DEVELOPMENT OF BANGLADESH**

1. Name of NGO : _____
Address : _____
Telephone # : _____

2. Year of initiation: _____

3. Activities involved in:
☐ Agriculture, specific thrust
☐ Livestock, specific thrust
☐ Fisheries, specific
☐ Family planning thrust
☐ Others, please specify _____

4. Location of work (Fisheries and other activities):

Region/Division	Type of Activity
Rajshahi :	
Khulna :	
Dhaka :	
Chittagong :	

5. How long your NGO have involved in fisheries programme ? _____ Year

5.1 What type of fisheries programme do you have ?

<input type="checkbox"/> Pond fisheries, type _____	Location _____
<input type="checkbox"/> Open water fisheries, type _____	Location _____
<input type="checkbox"/> Marine fisheries, type _____	Location _____
<input type="checkbox"/> Hatchery, type _____	Location _____
<input type="checkbox"/> Others, specify please _____	Location _____

5.3 Which of the following responsibilities are assumed by your personnel (for fishery only) ?

☐ Formal training (workshop/meeting/training)
☐ Informal training (farm visit only)
☐ Supply production inputs (feed, fingerlings)
☐ Providing credit (cash/kind _____)
☐ Assist in marketing (type _____)
☐ Others, specify please _____

5.4 How many manpower do you have for fisheries programme ?

Type of manpower	H/Q	Region	Field	Total
Graduate fisheries				
Graduate with trg.				
Graduate no trg.				
Under graduate & trg.				
Under graduate only				
Others (specify)				

6. What approaches do you follow for fisheries extension/development programmes ?

- ☐ Individual contact
☐ Group but no formal and registered cooperatives
☐ Group and formal cooperatives
☐ Others, specify please _____

6.1 How many groups do you have for fisheries extension/development programmes in different regions ?

Region/Division	District (New)	No. of groups	No. of members
Rajshahi (North-west)			
Khulna (South-west)			
Dhaka (Central)			
Chittagong (East and North-east)			

6.2 Who are the group member or beneficiaries of your fishery programme ?

Type of group/ beneficiaries	Locations (district)	No. of group
Fishermen only		
Landless		
Marginal farmer		
Small farmer		
Medium farmer		
Large farmer		
Others		

7. Do you have any problem in organizing a group particularly with fisheries ?

- ☐ None
☐ Sometimes, state please _____
☐ Always, why state please _____

Signature of the respondent _____

Date: _____

Appendix 3



List of activities participated by the NGOs, 1992-93

Name of NGOs	Major activities	Region
Rangpur Dinajpur Rural Service (RDRS)	Agriculture Home gardening Poultry Fishery Family planning Literacy Plantation/agro-forestry Infrastructure development	Rajshahi
CARITAS-Bangladesh	Irrigation/agriculture Forestry/agro and social forestry Cow fattening Fishery Health Family planning Women development	Rajshahi, Khulna, Dhaka Chittagong
CARE- Bangladesh	Agriculture Fisheries Family planning Food for work Road maintenance programme Women in development EPI	Rajshahi, Dhaka, Chittagong
Mennonite Central Committee (MCC)	Agriculture Livestock Fisheries	Dhaka, Rajshahi
HEED Bangladesh	Homestead garden Cattle rearing Fishery Community development	Khulna
Save The Children (SC)	Agriculture Cow and poultry rearing Fishery Health and family planning Education	Dhaka, Khulna
Bangladesh Rural Advancement Committee (BRAC)	Agriculture Cow, goat, poultry, duck rearing Fishery Family planning Nonformal primary education	Rajshahi, Khulna, Dhaka, Chittagong
Proshika Manobik Unnayan Kendra (Proshika)	Agriculture Vaccination & deworming for livestock Fisheries Low cost housing	Rajshahi, Khulna, Dhaka, Chittagong
Seva Manobik Unnayan Kendra (SMUK)	Agriculture Cow fattening Goat rearing Fisheries	Chittagong
Gono Kallyan Kendra (GKK)	Fisheries Family planning Destitute development	Rajshahi

(Cont'd) List of activities participated by the NGOs, 1992-93

Name of NGOs	Major activities	Region
Jagorani Chakru (JC)	Homestead garden Agriculture/Crop diversification Training Credit Nonformal education Apiculture	Khulna
Voluntary Paribar Kallyan Association (VPKA)	Syabean cultivation Duck & poultry rearing Fisheries Adult & children literacy Water supply & sanitation	Dhaka
Unit for Social and Health Advancement (USHA)	Agriculture Livestock Fisheries Family planning	Rajshahi
Unnayan Shangha (US)	Irrigation Handicraft Fisheries Sericulture	Dhaka
Thengamara Mohila Sabuj Shangha (TMSS)	Agriculture Cow fattening Goat rearing Fishery	Rajshahi
Banchte Shekha (BS)	Agriculture Livestock Fishery Handicrafts	Khulna
Gandhi Ashram Trast (GAT)	Cow fattening Fishery	Chittagong
Gono Unnayan Prochesta (GUP)	Agriculture Fisheries Livestock Credit Cooperative Training Functional education Youth development	Chittagong
Uttaran	Pond fisheries Institution building Nonformal education Local resource development	Khulna
Jatio Tarun Sangha (JTS)	Agriculture Livestock Fisheries Primary education Family planning	Dhaka
Pally Unnayan Kendra (PUK)	Agriculture Livestock Fisheries Primary education	Khulna

Appendix 4

66

Participation of NGOs in different development activities by region

Name of NGO	Year initiation	Regions Participates
RDRS	1972	Rajshahi
CARITAS	1967	Rajshahi, Khulna, Dhaka, Chittagong
CARE	1970	Rajshahi, Khulna, Dhaka, Chittagong
MCC	1972	Rajshahi, Khulna, Dhaka, Chittagong
HEED	1976	Khulna
SC	1972	Dhaka, Chittagong
BRAC	1972	Rajshahi, Khulna, Dhaka, Chittagong
PROSIKA	1976	Rajshahi, Khulna, Dhaka, Chittagong
SMUK	1986	Chittagong
GKK	1979	Rajshahi
JC	1976	Khulna
VPKA	1981	Dhaka
USHA	1987	Rajshahi
US	1980	Dhaka
TMSS	1985	Rajshahi
BS	1976	Khulna
GAT	1971	Chittagong
GUP	1973	Dhaka
UTTARAN	1976	Khulna
JTS	1966	Rajshahi, Khulna, Dhaka, Chittagong
PUK	1984	Rajshahi, Khulna, Chittogang

Please see detail of activities in Appendix 3.